













Sorting/Categorisation Activity

Categorisation is an important skill for younger/SEN pupils to develop. This resource aims to develop categorisation skills as well as to encourage oral language. This sorting activity focuses on the concept of heavy/light.

Pages 2-5 should be laminated. The small images on pages 4-5 should then be cut out. With a teacher/SNA working with a pupil, pages 2-3 are placed on the table. The cut-out images could then be handed to the pupil one at a time and ask them to look at the image and decide whether it is a heavy or light. When the pupil is achieving success with this, more than one image can be handed to them at a time. Eventually, all 16 images could be handed to the pupil at once to sort.

There is a reference image in the centre of each category page to assist pupils. Image borders are also colour co-ordinated to assist with categorisation/sorting.





Light

