




# Hallowe'en Cutting

Cut and stick the Hallowe'en pictures into your copy or sheet



## Hallowe'en Cutting Instructions

Listen carefully to the following instructions. I will only call them out once. Cut out the shape that I say and then stick it into your copy/page.

1. Cut out the shape with the picture that says "Happy Hallowe'en" first.
2. Now cut out the shape that has a haunted house.
3. Next cut out the shape with the green ghost.
4. Now cut out the shape with the witch's hat.
5. Next cut out the shape with a Hallowe'en pumpkin.
6. Lastly, cut out the shape with the pink ghost.