


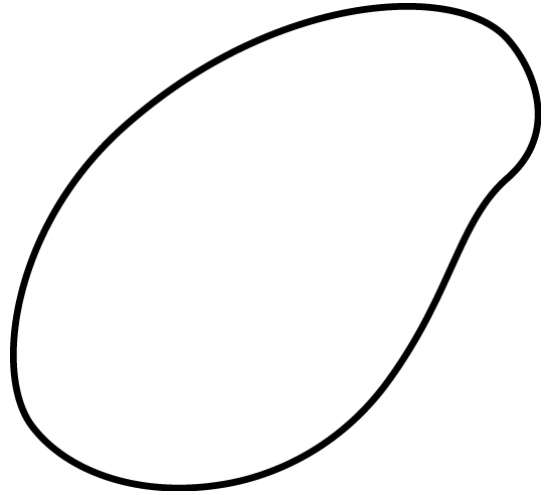

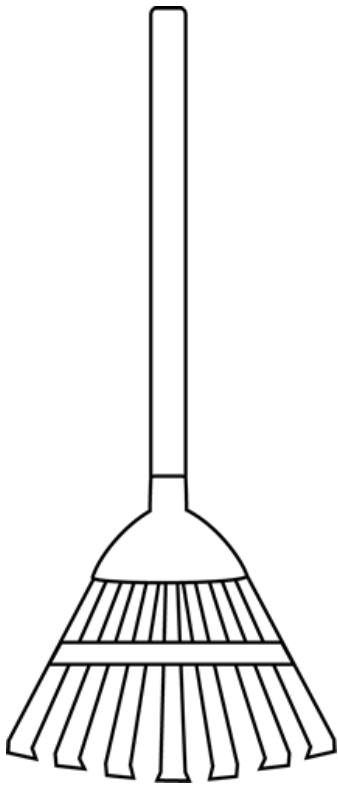


Garden Centre Colouring



Garden Centre Colouring

The Garden Centre vocabulary should be taught in advance of this exercise. This exercise would then serve as a useful assessment tool.

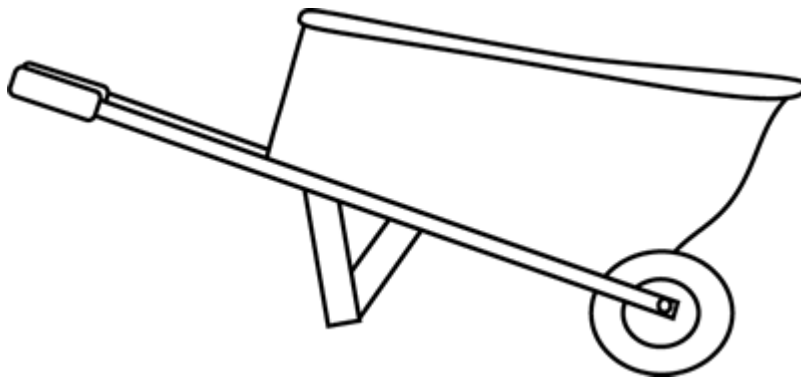

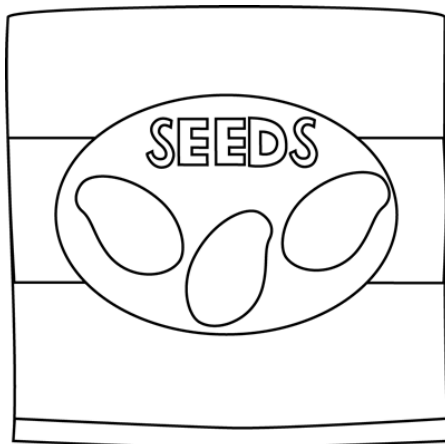

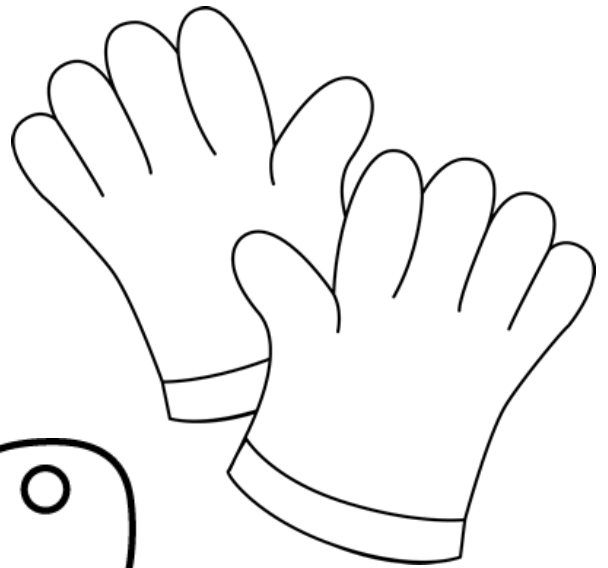
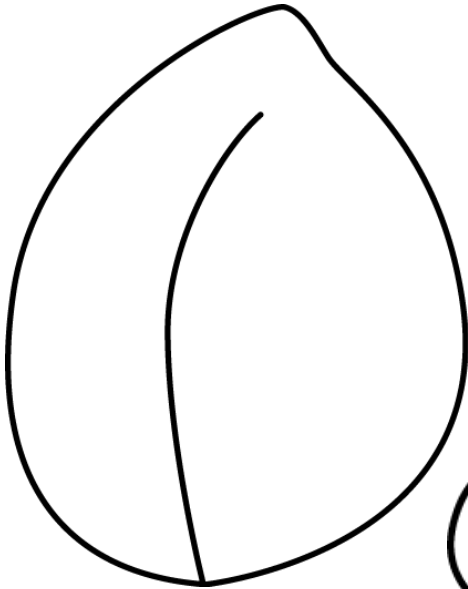
Before you start, inform the pupils that you are only allowed to call out the instructions once and that they need to listen really carefully.

1. Colour the garden fork red.
2. Colour the large flower purple and pink.
3. Colour the seed brown.
4. Colour the plant pot blue.
5. Colour the rake green.
6. Colour the three flowers in three different colours



The images used in this resource are from the My Cute Graphics website (<https://www.mycutegraphics.com/>)

Garden Centre Colouring



Garden Centre Colouring

The Garden Centre vocabulary should be taught in advance of this exercise. This exercise would then serve as a useful assessment tool.




Before you start, inform the pupils that you are only allowed to call out the instructions once and that they need to listen really carefully.

1. Colour the pack of seeds yellow.
2. Colour the shovel black and grey.
3. Colour the leaf green.
4. Colour the gloves blue.
5. Colour the wheelbarrow red and brown.
6. Colour the flower orange and purple.



The images used in this resource are from the My Cute Graphics website (<https://www.mycutegraphics.com/>)

Garden Centre Colouring



Garden Centre Colouring

The Garden Centre vocabulary should be taught in advance of this exercise. This exercise would then serve as a useful assessment tool.

Before you start, inform the pupils that you are only allowed to call out the instructions once and that they need to listen really carefully.

1. Colour the watering can red.
2. Colour the hoe back and grey.
3. Colour the garden bag blue and colour the things inside any colour you wish.
4. Colour the plant pot brown and colour the three flowers inside three different colours. Colour the butterfly yellow.
5. Colour the trowel orange with a brown handle.
6. Colour the soil brown and the plant green.



The images used in this resource are from the My Cute Graphics website (<https://www.mycutegraphics.com/>)