
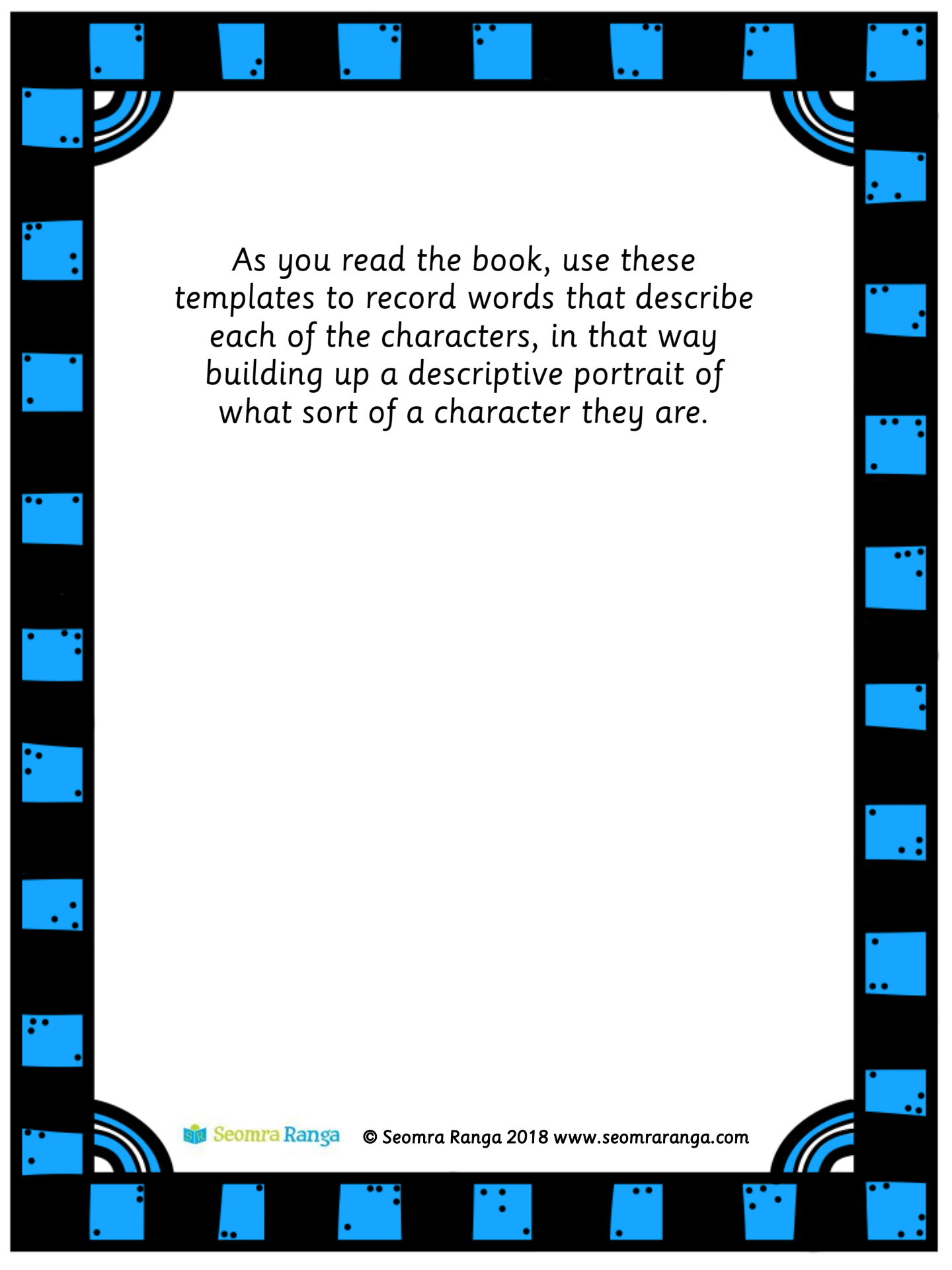


Fantastic Mr. Fox




By Roald Dahl

Character Descriptions


A decorative border surrounds the page, consisting of a black outer line and a blue inner line. Between these lines are blue squares of various sizes, some containing black dots. At the four corners, there are stylized rainbow graphics with three bands of color (red, yellow, blue) and a black outline.

As you read the book, use these templates to record words that describe each of the characters, in that way building up a descriptive portrait of what sort of a character they are.


Mr. Fox




Mrs. Fox




Farmer Bean




Farmer Buncie




Farmer Boggis




Badger



Rat



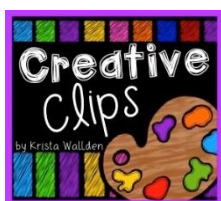
Woman



Resources used in this file from:



<https://www.teacherspayteachers.com/Store/Hello-Literacy>



<https://www.teacherspayteachers.com/Store/Krista-Wallden-Creative-Clips>



<https://www.teacherspayteachers.com/Store/Monster-Wrangler-Mike>