

Speech Bubbles

Use these speech bubbles for pupils to react to the story at any given point in the novel. Get them to think about what might be going through the mind of the character at that particular point in the story.

There is a lined and a blank speech bubble for each of the characters. If you want the pupils to write a paragraph, use the lined speech bubble. If you want them to write something shorter – for example, some exclamations – use the blank speech bubble.

I've included a variety of headers for display purposes in the classroom, depending on whichever character's thoughts the pupils are writing about.

Fantastic Mr. Fox

by Roald Dahl

Characters' Thoughts

Fantastic Mr. Fox

by Roald Dahl

Mr. Fox's
Thoughts

Fantastic Mr. Fox

by Roald Dahl

Mrs. Fox's
Thoughts

Fantastic Mr. Fox

by Roald Dahl

Kid Fox's
Thoughts

Fantastic Mr. Fox

by Roald Dahl

Badger's
Thoughts

Fantastic Mr. Fox

by Roald Dahl

Rat's
Thoughts

Fantastic Mr. Fox

by Roald Dahl

Woman's
Thoughts

Fantastic Mr. Fox

by Roald Dahl

Farmer Bean's
Thoughts

Fantastic Mr. Fox

by Roald Dahl

Farmer Buncce's
Thoughts

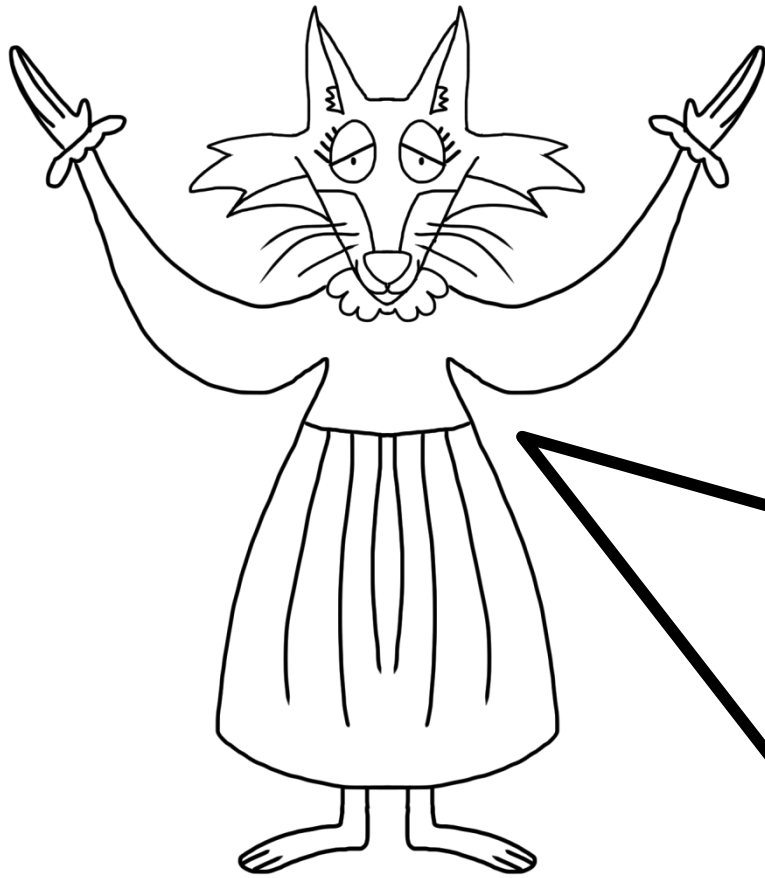
Fantastic Mr. Fox

by Roald Dahl


Farmer Boggis's
Thoughts









A large speech bubble containing ten horizontal lines for writing.

























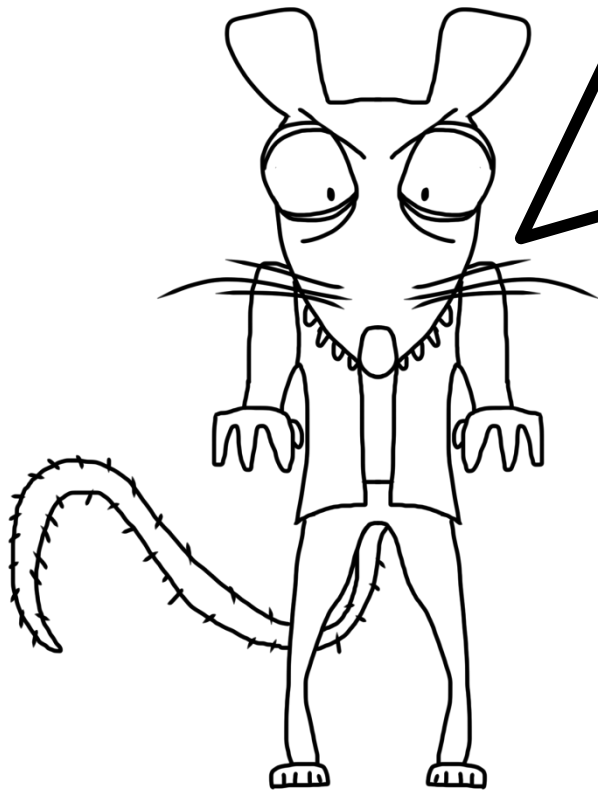




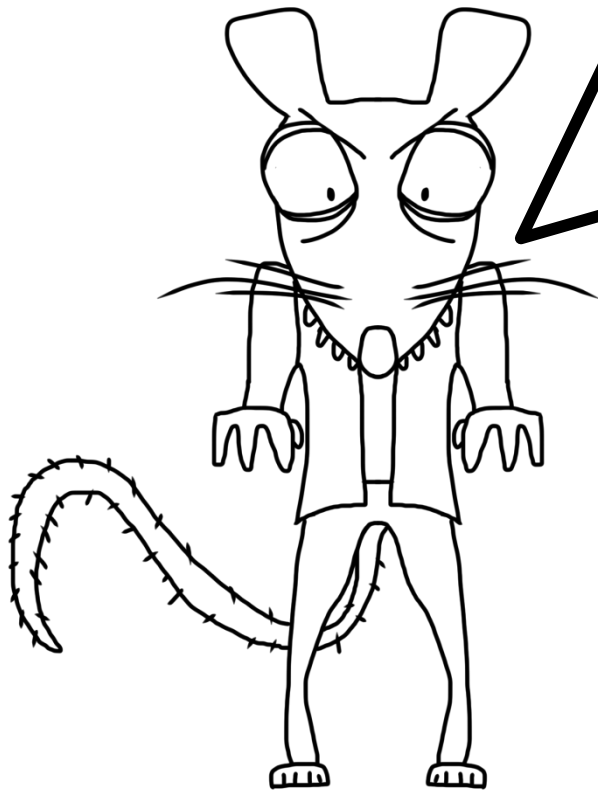


A large speech bubble with a tail pointing towards the man. Inside the speech bubble are ten horizontal lines, intended for writing a response or dialogue.






A large speech bubble containing ten horizontal lines for writing.



Resources used in this file from:



<https://www.teacherspayteachers.com/Store/Monster-Wrangler-Mike>



<https://www.teacherspayteachers.com/Store/Hello-Literacy>



<https://www.teacherspayteachers.com/Store/Hello-Literacy>