



OUR Birthdays



January

 Seomra Ranga


© Seomra Ranga 2019 www.seomraranga.com



February

 Seomra Ranga


© Seomra Ranga 2019 www.seomraranga.com



March

 Seomra Ranga

© Seomra Ranga 2019 www.seomraranga.com



April

 Seomra Ranga


© Seomra Ranga 2019 www.seomraranga.com



May

 Seomra Ranga


© Seomra Ranga 2019 www.seomraranga.com



June

 Seomra Ranga


© Seomra Ranga 2019 www.seomraranga.com



July

 Seomra Ranga

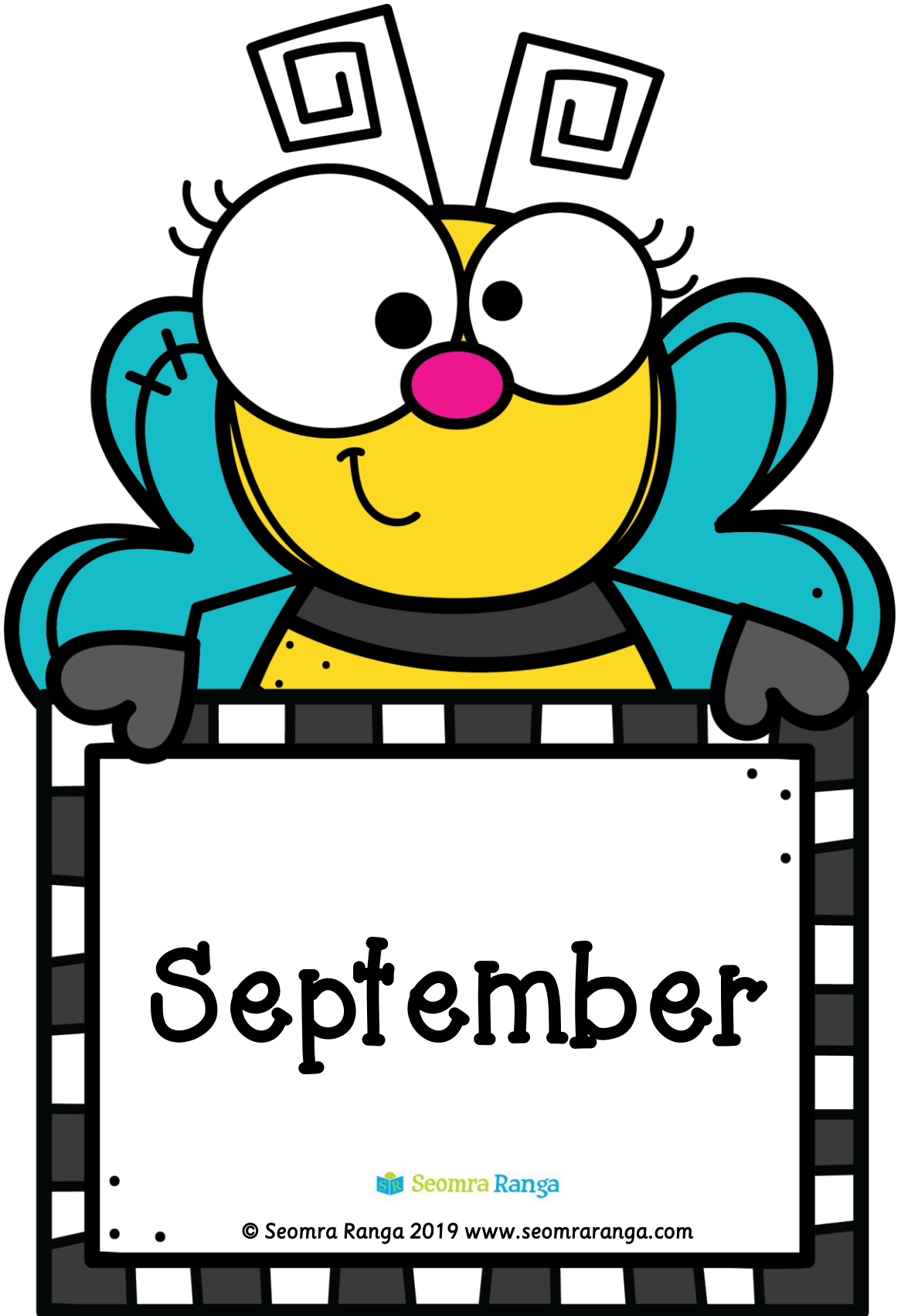
© Seomra Ranga 2019 www.seomraranga.com



August

 Seomra Ranga


© Seomra Ranga 2019 www.seomraranga.com



September

 Seomra Ranga


© Seomra Ranga 2019 www.seomraranga.com



October

 Seomra Ranga

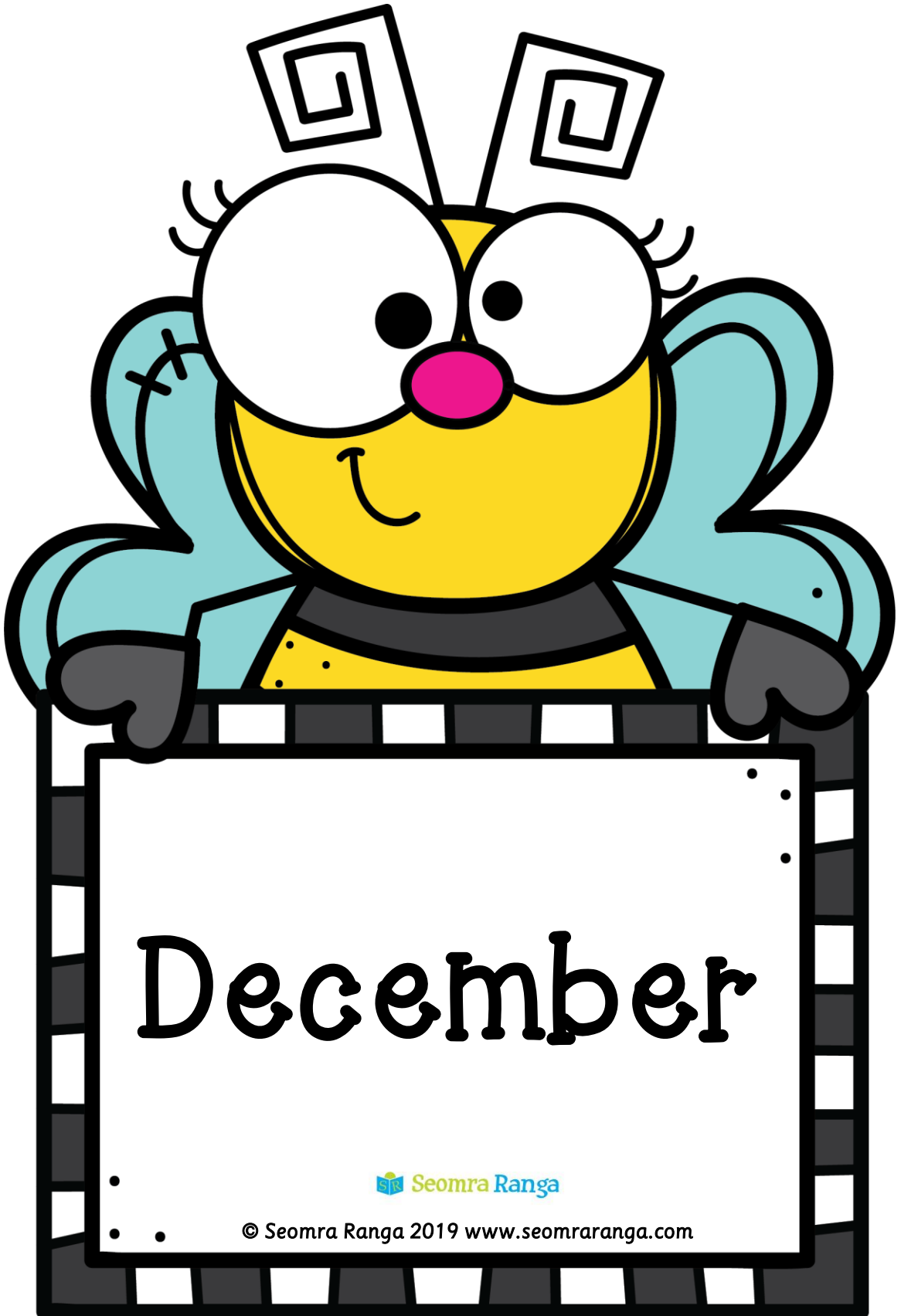
© Seomra Ranga 2019 www.seomraranga.com



November

 Seomra Ranga

© Seomra Ranga 2019 www.seomraranga.com



December

 Seomra Ranga

© Seomra Ranga 2019 www.seomraranga.com

Resources used in this file from:



<https://www.teacherspayteachers.com/Store/Hello-Literacy>



<https://www.teacherspayteachers.com/Store/Creating4-The-Classroom>

Print out the sheets and laminate them. Write pupils' names on clothes pegs and attach them to the bottom of the appropriate month.