


## Number Puzzles

This resource is aimed at pupils in junior/middle classes or SEN pupils who are working on number. It is based on the consolidation of numbers in the range 1-35. The resource features Little Red Riding Hood images which serve as a reference when solving the number puzzle.

Laminate all of the pages in the resource and cut each one up into ten separate strips. Laminate another piece of A4 card. Adhere a long strip of Velcro to the laminated card at the top and the bottom. Adhere a square of Velcro to the top and bottom of the rear of each of the ten strips. The pupil then uses their knowledge of number order to position the strips correctly using the Velcro to reconstruct the image.

Alternatively, the pages could be printed and cut into strips. The pupils could then be required to reconstruct the image by sticking the strips in order onto a blank page using glue. (I hope all of this makes sense!)

This is a great way for pupils to demonstrate their conservation of number in a fun way. It is also good for fine motor skills in the putting together of the puzzles.



1

2

3

4

5

6

7

8

9

10



1

2

3

4

5


6

7

8

9

10



1

2

3

4

5


6

7

8

9

10



1

2

3

4

5


6

7

8

9

10



6

7

8

9

10

11

12

13

14

15



6

7

8

9

10

11

12

13

14

15



6

7

8

9

10

11

12

13

14

15





6

7

8

9

10

11

12

13

14

15



16

17

18

19

20

21

22

23

24

25



16

17

18

19

20

21

22

23

24

25



16

17

18

19

20

21

22

23

24

25



16

17

18

19

20

21

22

23

24

25



26

27

28

29

30

31

32

33

34

35



26

27

28

29

30

31

32

33

34

35



26

27

28

29

30

31


32

33


34

35





Resources used in this file from:

 **depositphotos** <https://depositphotos.com/>