

What

big

teeth

you

have!

What

big

ears

you

have!

What

big

eyes

you

have!

Bring

this

basket

to

Granny.


The

wolf






was

very

hungry.







The purpose of this resource is to assist with the understanding of both sentence structure and reading for meaning. These sentences, based on sentences from the fairy story “Little Red Riding Hood”, are made up of five words.

Laminate all of the pages in the resource. Cut out the five sentence strips and the corresponding words, which are colour co-ordinated to assist with matching. Place Velcro in each of the empty boxes on the sentence strips and on the rear of the individual words. Place the words, jumbled up, onto each sentence strip. The pupil has then to unjumble the sentences, using strategies such as putting in the capitalised word at the beginning followed by the word with the full stop/exclamation mark at the end.

When the pupil has unjumbled the sentence, they should read it aloud to make sure it makes sense. It could also then be written out by the pupil into a copy.

Alternatively, the pupil could be given the words jumbled up and asked to cut and paste them onto the sentence strips to make the sentences.