

Speech Bubbles

Use these speech bubbles for pupils to react to the story at any given point. Get them to think about what might be going through the mind of the character at that particular point in the story.

There is a lined and a blank speech bubble for each of the characters. If you want the pupils to write a paragraph, use the lined speech bubble. If you want them to write something shorter – for example, some exclamations – use the blank speech bubble.

I've included a variety of headers for display purposes in the classroom, depending on whichever character's thoughts the pupils are writing about.

Little Red Riding Hood

Characters' Thoughts

Little Red Riding Hood

Little Red
Riding Hood's
Thoughts

Little Red Riding Hood

Granny's
Thoughts


Little Red Riding Hood

Wolf's


Thoughts


Little Red Riding Hood


Woodsmen's
Thoughts



A large speech bubble shape on the right side of the page, containing ten horizontal lines for writing.
















Resources used in this file from:



<https://www.teacherspayteachers.com/Store/Chirp-Graphics>

Resources used in this file from:



<https://www.teacherspayteachers.com/Store/Monster-Wrangler-Mike>



<https://www.teacherspayteachers.com/Store/Hello-Literacy>



<https://www.teacherspayteachers.com/Store/Hello-Literacy>