
















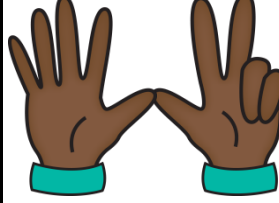




0	1	2	3	4
 Seomra Ranga © Seomra Ranga 2020 www.seomraranga.com				







					
5	6	7	8	9	10
 Seomra Ranga © Seomra Ranga 2020 www.seomraranga.com					








Cut out the two halves of the number lines. Laminate them and then stick them together.

				
0	1	2	3	4
 Seomra Ranga © Seomra Ranga 2020 www.seomraranga.com				







					
5	6	7	8	9	10
 Seomra Ranga © Seomra Ranga 2020 www.seomraranga.com					








Cut out the two halves of the number lines. Laminate them and then stick them together.

				
0	1	2	3	4
 Seomra Ranga © Seomra Ranga 2020 www.seomraranga.com				







					
5	6	7	8	9	10
 Seomra Ranga © Seomra Ranga 2020 www.seomraranga.com					








Cut out the two halves of the number lines. Laminate them and then stick them together.

				
0	1	2	3	4
 Seomra Ranga © Seomra Ranga 2020 www.seomraranga.com				







					
5	6	7	8	9	10
 Seomra Ranga © Seomra Ranga 2020 www.seomraranga.com					








Cut out the two halves of the number lines. Laminate them and then stick them together.

				
0	1	2	3	4
 Seomra Ranga © Seomra Ranga 2020 www.seomraranga.com				







					
5	6	7	8	9	10
 Seomra Ranga © Seomra Ranga 2020 www.seomraranga.com					


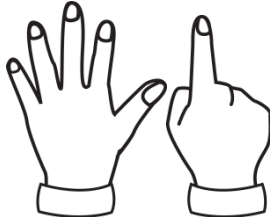
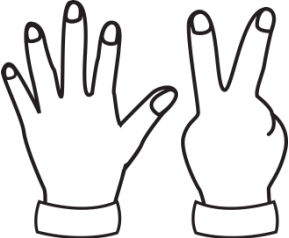




Cut out the two halves of the number lines. Laminate them and then stick them together.

				
0	1	2	3	4
 Seomra Ranga © Seomra Ranga 2020 www.seomraranga.com				







					
5	6	7	8	9	10
 Seomra Ranga © Seomra Ranga 2020 www.seomraranga.com					








Cut out the two halves of the number lines. Laminate them and then stick them together.

				
0	1	2	3	4
 Seomra Ranga © Seomra Ranga 2020 www.seomraranga.com				

					
5	6	7	8	9	10
 Seomra Ranga © Seomra Ranga 2020 www.seomraranga.com					

Cut out the two halves of the number lines. Laminate them and then stick them together.

				
0	1	2	3	4
 Seomra Ranga © Seomra Ranga 2020 www.seomraranga.com				

					
5	6	7	8	9	10
 Seomra Ranga © Seomra Ranga 2020 www.seomraranga.com					

Cut out the two halves of the number lines. Laminate them and then stick them together.

Resources used in this file from:



[https://www.teacherspayteachers.com/
Store/Laine-Sutherland-Designs](https://www.teacherspayteachers.com/Store/Laine-Sutherland-Designs)