





© Seonira Ranga 2021 www.seoniraranga.com






© Seonira Ranga 2021 www.seoniraranga.com





Seonira Ranga

© Seonira Ranga 2021 www.seoniranga.com



Seomra Ranga

© Seomra Ranga 2021 www.seomraranga.com




Seonira Ranga

© Seonira Ranga 2021 www.seoniraranga.com




© Seonira Ranga 2021 www.seoniraranga.com




Seomra Ranga

© Seomra Ranga 2021 www.seomraranga.com



Seomra Rangga

© Seomra Rangga 2021 www.seomraranga.com



© Seomra Ranga 2021 www.seomraranga.com



Resources used in this file from:

 **depositphotos** <https://depositphotos.com/>

If you are fixing the bunting to a display board, cut around the triangle only.

If you are fixing the bunting onto a display line, cut around the triangle including the dotted line section. Then fold the dotted line section over the display line and staple.