





Count how many
many



1











2

3





4

5

Match the numbers



**Match the
pictures**



1











2

3





4

5

Match the
numbers



Match the
pictures



5











4

3





2

1

Match the numbers



Match the pictures







3

2

5

1

4



1

2

3

4

5

Number-Picture Matching

Numbers 1-5

This activity is aimed at infant or SEN/ASC pupils at the beginning of work on numeracy. Laminate pages 1-7; cut out the images/number boxes on page 8 and laminate those also.

Use page 1 as your teaching page to teach the numbers 1-5. Place Velcro in the blank boxes on pages 2-7 as well as to the rear of the images/number boxes from page 8.

Pupils then have to match the numbers to the pictures on page 2 and match the pictures to the numbers on page 3. When they are confident with those activities, do the activities on pages 4-5 where the images/numbers are in reverse order and the activities on pages 6-7 where the images/numbers are mixed up.

Resources used in this file from:



<https://www.teacherspayteachers.com/Store/Hello-Literacy>



<https://www.teacherspayteachers.com/Store/Kb-Konnected>



<https://www.teacherspayteachers.com/Store/Zip-a-dee-doo-dah-Designs>