



Seomira Ranga

© Seomira Ranga 2021 www.seomiraranga.com




 Seomira Ranga

© Seomira Ranga 2021 www.seomiraranga.com




Seomira Ranga

© Seomira Ranga 2021 www.seomiranga.com




Seomira Ranga

© Seomira Ranga 2021 www.seomiranga.com




Seomira Ranga

© Seomira Ranga 2021 www.seomiranga.com




 Seomira Ranga

© Seomira Ranga 2021 www.seomiraranga.com



 Seomira Ranga

© Seomira Ranga 2021 www.seomiranga.com



Resources used in this file from:

 **depositphotos** <https://depositphotos.com/>

If you are fixing the bunting to a display board, cut around the triangle only.

If you are fixing the bunting onto a display line, cut around the triangle including the dotted line section. Then fold the dotted line section over the display line and staple.