






E










E



R







**Resources used in this file from:**

 depositphotos <https://depositphotos.com/>

**If you are fixing the bunting to a display board, cut around the chevron shape only.**

**If you are fixing the bunting onto a display line, cut around the chevron including the dotted line section. Then fold the dotted line section over the display line and staple.**