

# Hallowe'en Colour Match-Ups

This resource focuses on ordinal numbers and positional language and language processing skills which can pose some difficulties for younger pupils and SEN pupils.

This pack includes ten worksheets with a Hallowe'en theme for pupils to practise these essential skills.

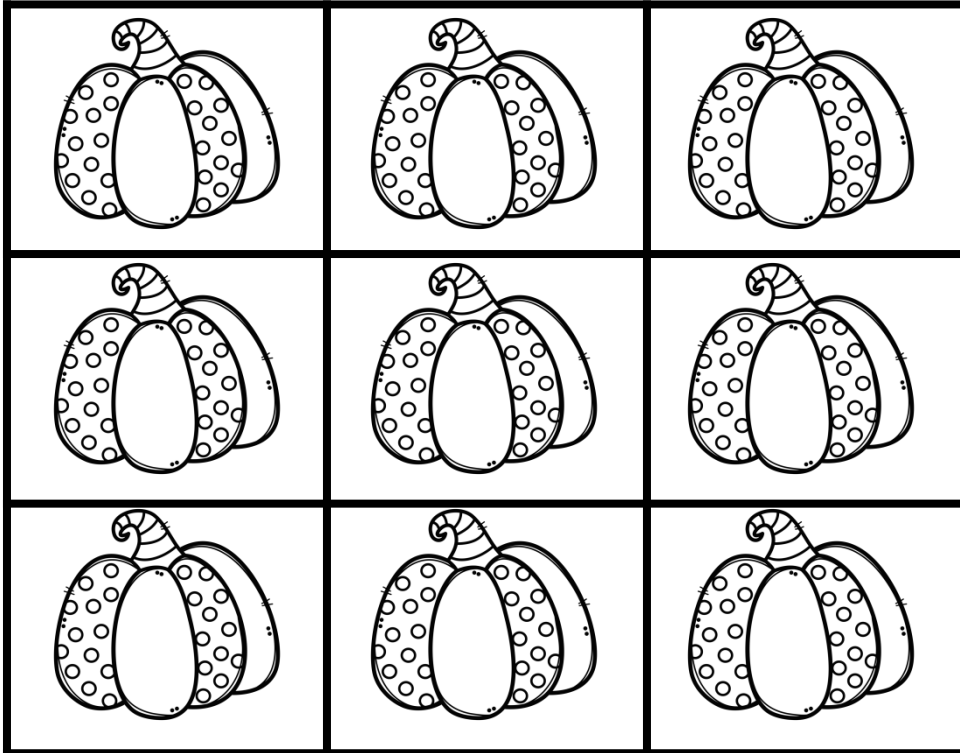
The worksheets include language like first, last, third, before, beside, between, under, above.

If the pupils are able, they can read the instructions independently and follow the directions. Alternatively, the teacher/SNA/supporting adult can read the instructions aloud and pupils can follow the instructions accordingly.

# Hallowe'en Colour Match-Ups 01

Name: \_\_\_\_\_

Date: \_\_\_\_\_



1. The last pumpkin in the middle row is grey.

2. The 1st pumpkin in the last row is orange.

3. The 2nd pumpkin in the first row is blue.

4. The purple pumpkin is before the grey pumpkin.

5. The red pumpkin is under the grey pumpkin.

6. The black pumpkin is above the orange pumpkin.

7. The green pumpkin is last in the 1st row.

8. The yellow pumpkin is before the blue pumpkin.


9. The brown pumpkin is between the orange pumpkin and the red pumpkin.

10. Colour the frame orange.

# Hallowe'en Colour Match-Ups 02

Name: \_\_\_\_\_

Date: \_\_\_\_\_



1. The last witch in the 3rd row is yellow.

2. The witch in the middle of the 2nd row is pink.

3. The 3rd witch in the 1st row is blue.

4. The brown witch is before the pink witch.

5. The black witch is under the pink witch.

6. The green witch is above the brown witch.

7. The orange witch is last in the middle row.

8. The grey witch is between the green witch and the blue witch.


9. The purple witch is before the black witch.

10. 10. Colour the frame green.

# Hallowe'en Colour Match-Ups 03

Name:

Date:




1. The last ghost in the 1st row is orange.	2. The 1st ghost in the last row is purple.
3. The 3rd ghost in the last row is brown.	4. The grey ghost is before the orange ghost.
5. The blue ghost is under the grey ghost.	6. The pink ghost is between the purple ghost and the brown ghost.
7. The yellow ghost is last in the middle row.	8. The red ghost is the 1st ghost in the 1st row
9. The black ghost is above the purple ghost.	
10. Colour the frame purple.	

# Hallowe'en Colour Match-Ups 04

Name:

Date:

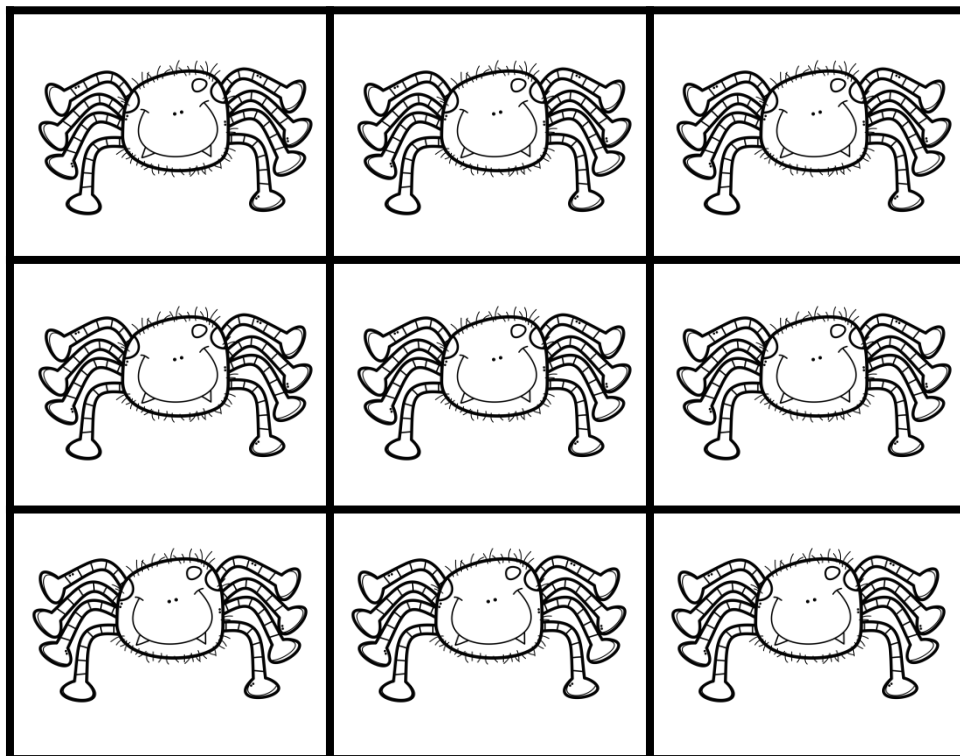


1. The 1st monster in the 1st row is orange.	2. The 2nd monster in the middle row is red.
3. The 3rd monster in the 1st row is purple.	4. The green monster is under the red monster.
5. The grey monster is after the green monster.	6. The blue monster is above the red monster.
7. The pink monster is last in the middle row.	8. The yellow monster is 1st in the middle row.
9. The brown monster is before the green monster.	
10. Colour the frame yellow.	

# Hallowe'en Colour Match-Ups 05

Name:

Date:



1. The last spider in the 3rd row is orange.

2. The spider in the middle of the 2nd row is brown.

3. The 3rd spider in the 1st row is black.

4. The purple spider is before the brown spider.

5. The grey spider is under the brown spider.

6. The green spider is above the purple spider.

7. The red spider is last in the middle row.

8. The yellow spider is between the green spider and the black spider.

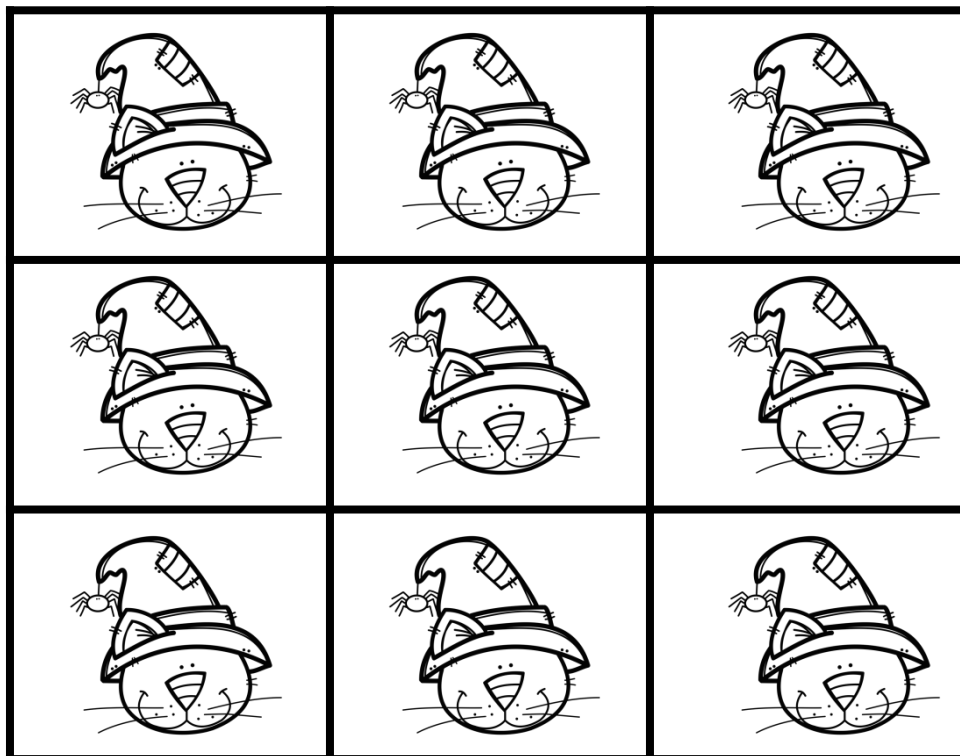
9. The pink spider is before the grey spider.

10. Colour the frame brown.

# Hallowe'en Colour Match-Ups 06

Name:

Date:




- |   |  |
|---|--|
| 1. The last cat in the middle row is black. | 2. The 1st cat in the last row is blue.    |
| 3. The 2nd cat in the first row is green.   | 4. The purple cat is before the black cat. |
| 5. The red cat is under the purple cat.     | 6. The yellow cat is above the blue cat.   |
| 7. The pink cat is last in the 1st row.     | 8. The grey cat is above the yellow cat.   |
| 9. The orange cat is under the black cat.   |  |
| 10. Colour the frame grey.                  |  |

# Hallowe'en Colour Match-Ups 07

Name: \_\_\_\_\_

Date: \_\_\_\_\_




1. The last jar in the 3rd row is grey.	2. The jar in the middle of the 2nd row is yellow.
3. The 3rd jar in the 1st row is black.	4. The pink jar is before the black jar.
5. The purple jar is under the yellow jar.	6. The orange jar is before the yellow jar.
7. The green jar is last in the middle row.	8. The blue jar is above the orange jar.
9. The red jar is under the orange jar.	
10. Colour the frame blue.	



# Hallowe'en Colour Match-Ups 08

Name:

Date:



1. The first sweet in the 3rd row is purple.

2. The sweet in the middle of the 1st row is green.

3. The 2nd sweet in the last row is orange.

4. The grey sweet is before the green sweet.

5. The brown sweet is the last one in the middle row.

6. The black sweet is between the orange and green sweets.

7. The yellow sweet is under the brown sweet.

8. The pink sweet is beside the green sweet.

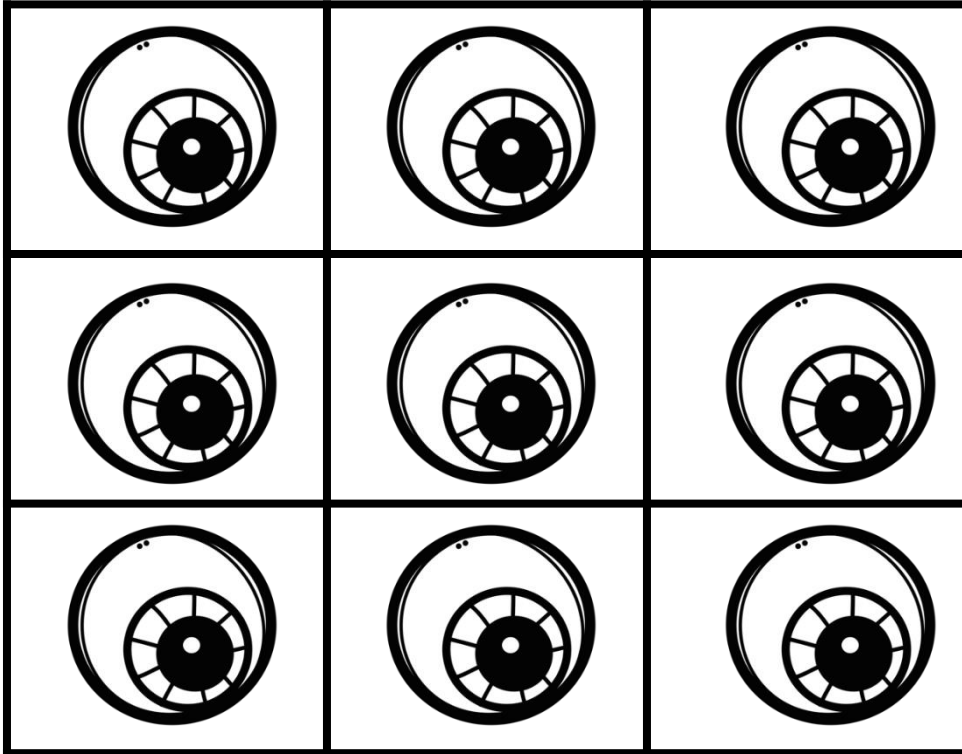
9. The blue sweet is under the grey sweet.

10. Colour the frame red.

# Hallowe'en Colour Match-Ups 09

Name: \_\_\_\_\_

Date: \_\_\_\_\_




1. The last eye in the middle row is orange.	2. The eye in the middle of the 1st row is yellow.
3. The 1st eye in the last row is blue.	4. The pink eye is in the middle of the middle row.
5. The brown eye is under the orange eye.	6. The grey eye is before yellow eye.
7. The red eye is above the orange eye.	8. The green eye is between the blue and grey eyes.
9. The black eye is under the pink eye.	
10. Colour the frame pink.	

# Hallowe'en Colour Match-Ups 10

Name:

Date:



1. The last web in the middle row is orange.

2. The 1st web in the last row is grey.

3. The 2nd web in the first row is pink.

4. The yellow web is before the pink web.

5. The red web is under the orange web.

6. The black web is beside the pink web.

7. The green web is in the middle of the middle row.

8. The brown web is before the green web.


9. The blue web is between the grey web and the red web.

10. Colour the frame orange.

## Resources used in this file from:



<https://www.teacherspayteachers.com/Store/Hello-Literacy>



<https://www.teacherspayteachers.com/Store/Chirp-Graphics>



<https://www.teacherspayteachers.com/Store/Krista-Walden-Creative-Clips>