

# Hallowe'en Line-Ups

This resource focuses on ordinal numbers and positional language which can pose some difficulties for younger pupils and SEN pupils.

This pack includes four worksheets for pupils to practise these essential skills. Hallowe'en images have to be cut, practising fine motor skills, and placed in the correct positions using the instructions.

The worksheets include language like first, last, third, before, beside, between.

If the pupils are able, they can read the instructions independently and follow the directions. Alternatively, the teacher can read the directions aloud and pupils follow the directions accordingly.

# Hallowe'en Line-Ups 01

--	--	--	--	--	--

1. The potion is first in line.

2. The cat is third in line.


3. The monster is next to the potion.

4. The cauldron is last in line.

5. The ghost is beside the cauldron.

6. The bat is between the cat and the ghost.

Cut out  
these  
pictures



# Hallowe'en Line-Ups 02

--	--	--	--	--	--

1. The ghost is last in line.

2. The witch is third in line.



3. The potion is next to the ghost.

4. The owl is first in line.

5. The frog is beside the potion.

6. The sign is between the owl and the witch.

Cut out  
these  
pictures



# Hallowe'en Line-Ups 03

--	--	--	--	--	--

1. The owl is fifth in line.

2. The cat is first in line.



3. The haunted house is last in line.

4. The cauldron is after the cat.

5. The sign is before the owl.

6. The bat is between the sign and the cauldron.

Cut out  
these  
pictures



# Hallowe'en Line-Ups 04

--	--	--	--	--	--

1. The monster is second in line.

2. The cat is last in line.



3. The haunted house is after the monster.

4. The potion is before the cat.

5. The witch is before the monster.

6. The cauldron is between the potion and the haunted house.


Cut out  
these  
pictures



## Resources used in this file from:



<https://www.teacherspayteachers.com/Store/Hello-Literacy>



<https://www.teacherspayteachers.com/Store/Chirp-Graphics>



<https://www.teacherspayteachers.com/Store/Whimsy-Clips>



<https://www.teacherspayteachers.com/Store/Johnnys-Clipart>