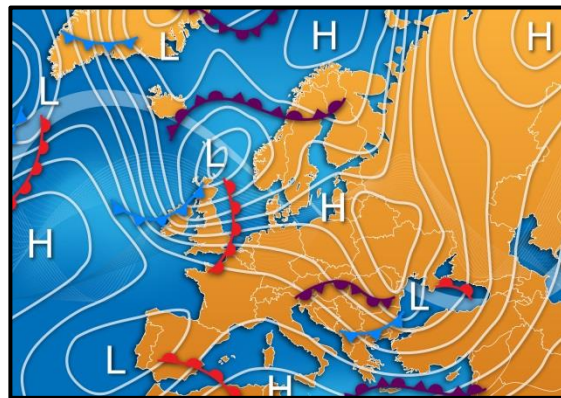




# Uirlisí Aimsire Biongó




Cárta 1

# Uirlisí Aimsire Biongó




Cárta 2

# Uirlisí Aimsire Biongó



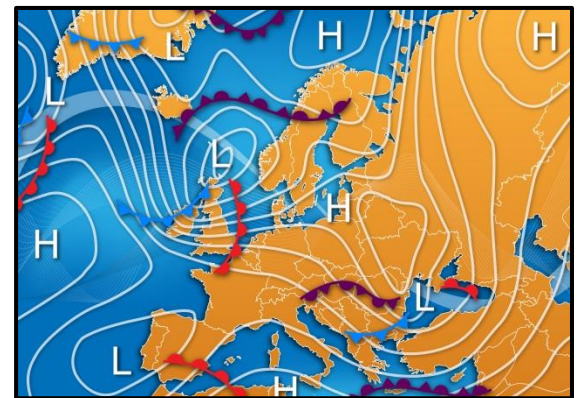

Cárta 3

# Uirlisí Aimsire Biongó



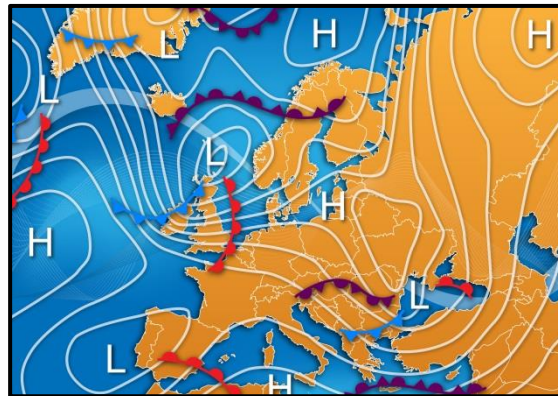

Cárta 4

# Uirlisí Aimsire Biongó

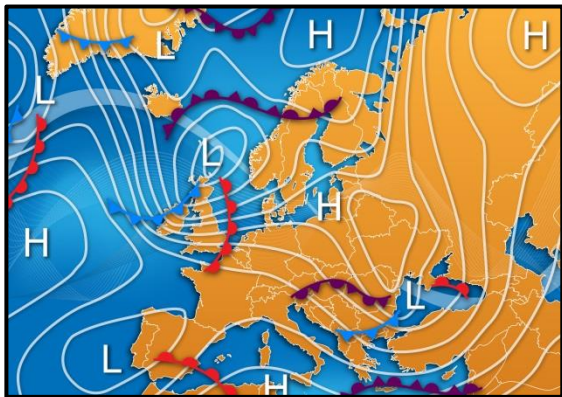



Cárta 5

# Uirlisí Aimsire Biongó



Cárta 6







# Uirlisí Aimsire Biongó

Educational bingo games are a great way for pupils to learn so many different skills. This bingo game is based around different types of weather instruments. Bingo games help with listening skills, visual discrimination, group work, turn taking and the reinforcement of the learning content of that particular bingo game.

This bingo game contains six different bingo cards, so it would be useful for Station Teaching or small group work.

Print out, cut up and laminate bingo cards 1-6 for the pupils. Cut out, print and laminate multiple copies of the images on pages 7/8. Place the deck of cards upside-down in the centre of the group. Each pupil in turn selects a card from the top of the deck. If they have that weather instrument image on their card, they place the selected card on top of it. The first pupil to cover all six images on their card wins the game.

Alternatively, just print and laminate one copy of the images on pages 7/8. Place the deck of cards in the centre of the group. When a pupil selects a card with the same image as one on their own card, they cover their image with a counter or small cube and return the card to the bottom of the deck.

## Resources used in this file from:



<https://www.teacherspayteachers.com/Store/Hello-Literacy>

TextGiraffe

<https://www.textgiraffe.com/>



depositphotos <https://depositphotos.com/>