





World Cup 2022 Bingo





World Cup 2022 Bingo








World Cup 2022 Bingo





World Cup 2022 Bingo







World Cup 2022 Bingo





World Cup 2022 Bingo







Qatar

Ecuador

Senegal

Netherlands

England

Iran

USA

Wales

Argentina

Saudi
Arabia

Mexico

Poland

Catar

Eacuadór

An
tSeineagáil

An Ísiltír

Sasana

An Iaráin

SAM

An
Bhreatain
Bheag

An
Airgintín

An Araib
Shádach

Meicsiceo

An
Pholainn



World Cup 2022 Bingo



Educational bingo games are a great way for pupils to learn so many different skills. They help with listening skills, visual discrimination, group work, turn taking and the reinforcement of the learning content of that particular bingo game.

This bingo game focuses on the flags of twelve of the participating countries in World Cup 2022. It is aimed at a group of six pupils, so it would be useful for Station Teaching or small group work. Three ways of playing the bingo game are included – picture-picture matching, word-picture matching, gaeilge-picture matching.

Print out and laminate sheets 1-6 for the pupils. Print and laminate multiple copies of either sheets 7-8 (images), 9-10 (words) or 11-12 (Gaeilge) and cut into individual cards. Place the deck of cards upside-down in the centre of the group. Each pupil selects a card from the top of the deck. If they have that image/word on their card, they place the selected card on top of it. The first pupil to cover all six images on their card wins the game.

Alternatively, just print one copy of pages 7-8/9-10/11-12, laminate and cut up into cards. Place the deck of cards in the centre of the group. When a pupil selects a card with the same image/word as one on their own card, they cover their image with a counter or small cube and return the card to the bottom of the deck.

For Your Information

Thank you for downloading this Seomra Ranga resource. We hope that you find it practical and useful in your classroom.

Please be aware of the following conditions before using this resource.

Please DO:

- Print and copy this resource so that you can use it with your pupils.
- Make this resource available to your pupils in a private enclosed online space eg. Google Classroom, Seesaw, Edublogs etc.
- Tell others if you have found it useful.

Please DO NOT:

- Copy or share this resource (in part or whole) with others who have not joined our website. By becoming a member for themselves, they will help the site develop into the future.
- Make this resource available on your school website for anyone to download.
- Share this resource with other teachers in online groups eg. Facebook Groups, WhatsApp Groups etc.

Kind regards, Seomra Ranga

Resources used in this file from:



<https://www.teacherspayteachers.com/Store/Dancing-Crayon-Designs>



<https://www.teacherspayteachers.com/Store/Best-Teacher-Tools>