
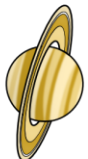







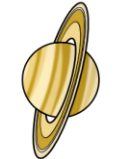

# AN GRIANCHÓRAS











# AN DOMHAN




Handwriting practice lines consisting of ten horizontal black lines spaced evenly down the page.

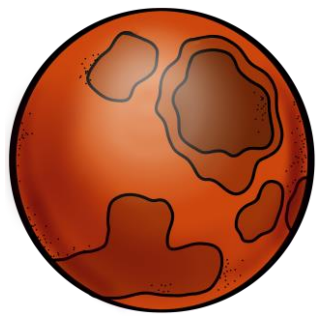





# IÚPATAR

Handwriting practice area consisting of ten horizontal lines. The first line is positioned directly below the word 'IÚPATAR'. The remaining lines are blank for practice.





# MARS

---

---

---

---

---


---



---

---

---


---

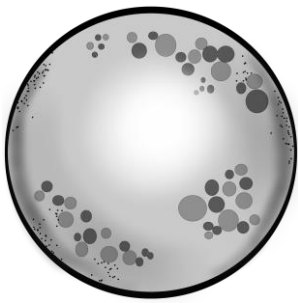






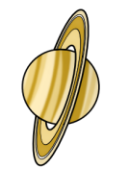

# MEARCAIR

Handwriting practice area consisting of ten horizontal lines. The first line is positioned just below the word 'MEARCAIR'. The remaining lines are blank for writing practice.









# AN GHEALACH



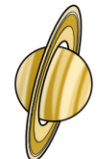
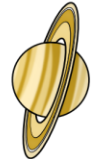



Handwriting practice lines consisting of ten horizontal lines.






# SATURN









# NEIPTIÚN


Handwriting practice lines consisting of ten horizontal lines for writing the name of the planet.








# AN GHRIAN

Handwriting practice area consisting of ten horizontal lines. The first line is a solid black line. The following nine lines are double-lined, with a solid black top line and a dashed black bottom line, providing a guide for letter height.



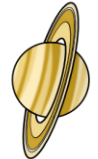





# ÚRÁNAS







Handwriting practice lines consisting of ten horizontal lines for writing.






# VÉINEAS





Handwriting practice lines with 10 rows of horizontal lines. On the left and right sides of the lines are small circular icons corresponding to the planets in the top row: Neptune, Uranus, Saturn, Jupiter, Mars, Earth, Venus, Mercury, and Sun.





# For Your Information

Thank you for downloading this Seomra Ranga resource. We hope that you find it practical and useful in your classroom.

Please be aware of the following conditions before using this resource.


## Please DO:

- Print and copy this resource so that you can use it with your pupils.
- Make this resource available to your pupils in a private enclosed online space eg. Google Classroom, Seesaw, Edublogs etc.
- Tell others if you have found it useful.

## Please DO NOT:

- Copy or share this resource (in part or whole) with others who have not joined our website. By becoming a member for themselves, they will help the site develop into the future.
- Make this resource available on your school website for anyone to download.
- Share this resource with participants on any sort of course
- Share this resource with other teachers in online groups eg. Facebook Groups, WhatsApp Groups etc.

Kind regards, Seomra Ranga



## Resources used in this file from:



<https://www.teacherspayteachers.com/Store/Hello-Literacy>



<https://www.teacherspayteachers.com/Store/Deeder-Do-Designs>



<https://www.teacherspayteachers.com/Store/Educlips>

