



D O L C H

W O R D

M A T S

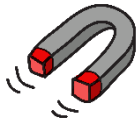





DOLCH WORDS

LIST 1

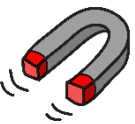

the	to	and	he
a	I	you	it
of	in	was	said
his	that	she	for
on	they	but	had






D O L C H W O R D S
L I S T 2

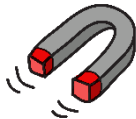
at	him	with	up
all	look	is	her
there	some	out	as
be	have	go	we
am	then	little	down






DO LCH WORDS LIST 3

do	can	could	when
did	what	so	see
not	were	get	them
like	one	this	my
would	me	will	yes

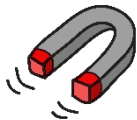






DOLCH WORDS

LIST 4

big	went	are	come
if	now	long	no
came	ask	very	an
over	your	its	ride
into	just	blue	red

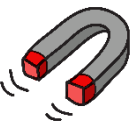






DOLCH WORDS

LIST 5

from	good	any	about
around	don't	want	how
know	right	put	too
got	take	where	every
pretty	jump	green	four

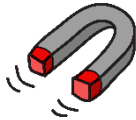






DOLCH WORDS

LIST 6

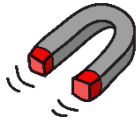
away	old	by	their
here	saw	call	after
well	think	ran	let
help	make	going	sleep
brown	yellow	five	six






D O L C H W O R D S
L I S T 7

walk	two	or	before
eat	again	play	who
been	may	stop	off
never	seven	eight	cold
today	fly	myself	round

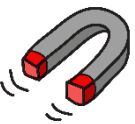






DOLCH WORDS

LIST 8

tell	much	Keep	give
work	first	try	new
must	start	black	white
ten	does	bring	goes
write	always	drink	once

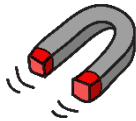





DOLCH WORDS

LIST 9

soon	made	run	gave
open	has	find	only
us	three	our	better
hold	buy	funny	warm
ate	full	those	done

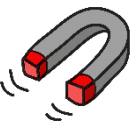






DOLCH WORDS

LIST 10

use	fast	say	light
pick	hurt	pull	cut
Kind	both	sit	which
fall	carry	small	under
read	why	own	found

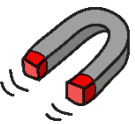






DOLCH WORDS

LIST 11

wash	show	hot	because
far	live	draw	clean
grow	best	upon	these
sing	together	please	thank
wish	many	shall	laugh





For Your Information

Thank you for downloading this Seomra Ranga resource. We hope that you find it practical and useful in your classroom.

Please be aware of the following conditions before using this resource.


Please DO:


- Print and copy this resource so that you can use it with your pupils.
- Make this resource available to your pupils in a private enclosed online space eg. Google Classroom, Seesaw, Edublogs etc.
- Tell others if you have found it useful.

Please DO NOT:

- Copy or share this resource (in part or whole) with others who have not joined our website. By becoming a member for themselves, they will help the site develop into the future.
- Make this resource available on your school website for anyone to download.
- Make this resource available to participants on any type of course
- Share this resource with other teachers in online groups eg. Facebook Groups, WhatsApp Groups etc.

Kind regards, Seomra Ranga





Resources used in this file from:



<https://www.teacherspayteachers.com/Store/Hello-Literacy>



<https://www.teacherspayteachers.com/Store/Science-Demo-Guy-Stem>



<https://www.textgiraffe.com/>

