




Count the snowballs




Count the snowballs





Count the snowballs





Count the snowballs





Count the snowballs





Count the snowballs





Count the snowballs





Count the snowballs





Count the snowballs














Count the snowballs



Count the snowballs



# Make Your Choice



0

1

2

3

4

5

6

7

8

9

10

## Playing the Game

- Cut out all of the 11 cards, the Choice Board and the individual numbers and laminate them all.
- Place Velcro on the blank spaces on the Choice Board and the blank spaces on the individual cards.
- Place Velcro also on the back of the individual numbers.
- When starting to play this game, place the numbers on the Choice Board in numerical order.
- As the pupil becomes more confident, jumble up the numbers on the Choice Board.

## For Your Information

Thank you for downloading this Seomra Ranga resource. We hope that you find it practical and useful in your classroom.

Please be aware of the following conditions before using this resource.

### Please DO:

- Print and copy this resource so that you can use it with your pupils.
- Make this resource available to your pupils in a private enclosed online space eg. Google Classroom, Seesaw, Edublogs etc.
- Tell others if you have found it useful.

### Please DO NOT:

- Copy or share this resource (in part or whole) with others who have not joined our website. By becoming a member for themselves, they will help the site develop into the future.
- Make this resource available on your school website for anyone to download.
- Share this resource with participants on any sort of course
- Share this resource with other teachers in online groups eg. Facebook Groups, WhatsApp Groups etc.

Kind regards, Seomra Ranga

## Resources used in this file from:



[https://www.teacherspayteachers.com/  
Store/Hello-Literacy](https://www.teacherspayteachers.com/Store/Hello-Literacy)



[https://www.teacherspayteachers.com/  
Store/Krista-Walden-Creative-Clips](https://www.teacherspayteachers.com/Store/Krista-Walden-Creative-Clips)



[https://www.teacherspayteachers.com/  
Store/Colorful-World](https://www.teacherspayteachers.com/Store/Colorful-World)