



Match the Bee to the Hive



Seomra Ranga © Seomra Ranga 2024 www.seomraranga.com

This card features a black beehive with a white square box to its right. The background includes a green tree, a green field, and a blue sky. The text 'Match the Bee to the Hive' is at the top, and the logo 'Seomra Ranga © Seomra Ranga 2024 www.seomraranga.com' is at the bottom.


Match the Bee to the Hive



Seomra Ranga © Seomra Ranga 2024 www.seomraranga.com

This card features a green beehive with a white square box to its right. The background includes a green tree, a green field, and a blue sky. The text 'Match the Bee to the Hive' is at the top, and the logo 'Seomra Ranga © Seomra Ranga 2024 www.seomraranga.com' is at the bottom.


Match the Bee to the Hive



Seomra Ranga © Seomra Ranga 2024 www.seomraranga.com

This card features a pink beehive with a white square box to its right. The background includes a green tree, a green field, and a blue sky. The text 'Match the Bee to the Hive' is at the top, and the logo 'Seomra Ranga © Seomra Ranga 2024 www.seomraranga.com' is at the bottom.


Match the Bee to the Hive



Seomra Ranga © Seomra Ranga 2024 www.seomraranga.com


This card features a blue beehive with a white square box to its right. The background includes a green tree, a green field, and a blue sky. The text 'Match the Bee to the Hive' is at the top, and the logo 'Seomra Ranga © Seomra Ranga 2024 www.seomraranga.com' is at the bottom.

Match the Bee to the Hive




Seomra Ranga © Seomra Ranga 2024 www.seomraranga.com

Match the Bee to the Hive




Seomra Ranga © Seomra Ranga 2024 www.seomraranga.com

Match the Bee to the Hive




Seomra Ranga © Seomra Ranga 2024 www.seomraranga.com

Match the Bee to the Hive




Seomra Ranga © Seomra Ranga 2024 www.seomraranga.com

Match the Bee to the Hive




Seomra Ranga © Seomra Ranga 2024 www.seomraranga.com

Match the Bee to the Hive




Seomra Ranga © Seomra Ranga 2024 www.seomraranga.com

Match the Bee to the Hive















Seomra Ranga © Seomra Ranga 2024 www.seomraranga.com

Match the Bee to the Hive


























Seomra Ranga © Seomra Ranga 2024 www.seomraranga.com

Find the Correct Bee



Find the Correct Bee





For Your Information

Thank you for downloading this Seomra Ranga resource. We hope that you find it practical and useful in your classroom.

Please be aware of the following conditions before using this resource.

Please DO:

- Print and copy this resource so that you can use it with your pupils.
- Make this resource available to your pupils in a private enclosed online space eg. Google Classroom, Seesaw, Edublogs etc.
- Tell others if you have found it useful.

Please DO NOT:

- Copy or share this resource (in part or whole) with others who have not joined our website. By becoming a member for themselves, they will help the site develop into the future.
- Make this resource available on your school website for anyone to download.
- Share this resource with participants on any sort of course
- Share this resource with other teachers in online groups eg. Facebook Groups, WhatsApp Groups etc.

Kind regards, Seomra Ranga

Resources used in this file from:



<https://www.teacherspayteachers.com/Store/Hello-Literacy>



<https://www.teacherspayteachers.com/Store/Whimsy-Clips>



<https://www.teacherspayteachers.com/Store/Jax-And-Jake>



<https://www.teacherspayteachers.com/Store/P4-Clips-Trioriginals>

Instructions

Cut out all the 12 cards, one of the Choice Boards and the individual picture cards and laminate them all. Place Velcro on the blank spaces on the Choice Board and the blank spaces on the individual cards. Place Velcro also on the back of the individual picture cards. Place the picture cards in any random order on the Choice Board.

Taking one card at a time, the pupil must look at the colour of the beehive on the left of the card, find the bee that matches that colour on the Choice Board and place it in the blank box next to the beehive on the card.