






Match the Detergent to the Washing Machine




Match the Detergent to the Washing Machine





Match the Detergent to the Washing Machine




Match the Detergent to the Washing Machine




Match the Detergent to the Washing Machine




Match the Detergent to the Washing Machine




Match the Detergent to the Washing Machine




Match the Detergent to the Washing Machine





Match the Detergent to the Washing Machine




Match the Detergent to the Washing Machine







Match the Detergent to the Washing Machine











Match the Detergent to the Washing Machine













# Find the Correct Detergent



# Find the Correct Detergent



# Find the Correct Detergent





## For Your Information

Thank you for downloading this Seomra Ranga resource. We hope that you find it practical and useful in your classroom.

Please be aware of the following conditions before using this resource.

### Please DO:

- Print and copy this resource so that you can use it with your pupils.
- Make this resource available to your pupils in a private enclosed online space eg. Google Classroom, Seesaw, Edublogs etc.
- Tell others if you have found it useful.

### Please DO NOT:

- Copy or share this resource (in part or whole) with others who have not joined our website. By becoming a member for themselves, they will help the site develop into the future.
- Make this resource available on your school website for anyone to download.
- Share this resource with participants on any sort of course
- Share this resource with other teachers in online groups eg. Facebook Groups, WhatsApp Groups etc.

Kind regards, Seomra Ranga



## Instructions

Cut out all the 12 cards, the Choice Board and the individual picture cards and laminate them all. Place Velcro on the blank spaces on the Choice Board and the blank spaces on the individual cards. Place Velcro also on the back of the individual picture cards. Place the picture cards in any random order on the Choice Board.

Taking one card at a time, the pupil must look at the colour of the washing machine on the left of the card, find the detergent bottle that matches that colour on the Choice Board and place it in the blank box next to the washing machine on the card.

You can choose to play a matching activity using six colours, eight colours or all twelve colours. To encourage confidence, it might be better to start by practising six colours and build up to the twelve colours.

## Resources used in this file from:



<https://www.teacherspayteachers.com/Store/Hello-Literacy>



<https://www.teacherspayteachers.com/Store/Jax-And-Jake>



<https://www.teacherspayteachers.com/store/happy-clipart>



<https://www.teacherspayteachers.com/store/teachers-resource-force>



<https://www.teacherspayteachers.com/Store/Whimsy-Clips>



<https://www.teacherspayteachers.com/Store/P4-Clips-Trioriginals>



<https://www.teacherspayteachers.com/store/educlips-clip-art>